

The 3 Trees by Gabriel Ringlelet (Pauline)

Book Report

Name: _____


Title: _____

Author: _____

Illustrator: _____

What did your favorite tree carry?

Draw a picture of your favorite part of the book:



Rate the book:

1 ☹️ 2 😊 3 😄





Book Report


Name: _____

Title: _____

Author: _____

Illustrator: _____


Draw a picture of your favorite part of the book:



Rate the book:

1 ☹️ 2 😐 3 😊

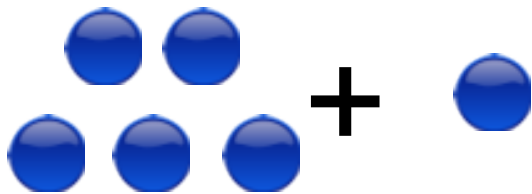




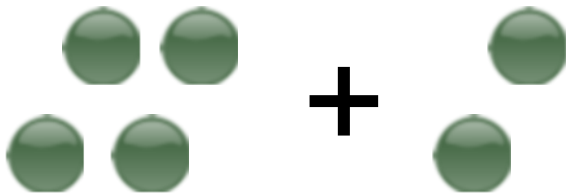
Adding using pictures

Kindergarten Addition Worksheet

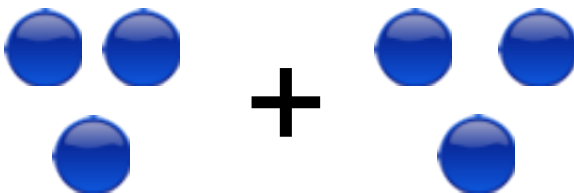
Count the circles. Write the numbers. Find the sum.



$$\underline{\quad} + \underline{\quad} = \underline{\quad}$$



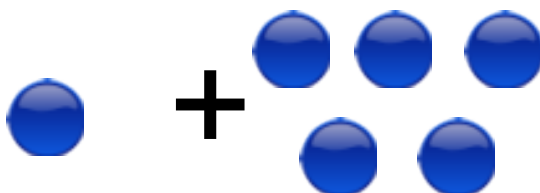
$$\underline{\quad} + \underline{\quad} = \underline{\quad}$$



$$\underline{\quad} + \underline{\quad} = \underline{\quad}$$



$$\underline{\quad} + \underline{\quad} = \underline{\quad}$$


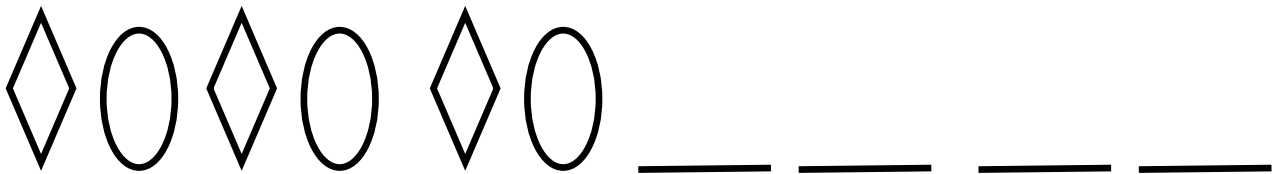
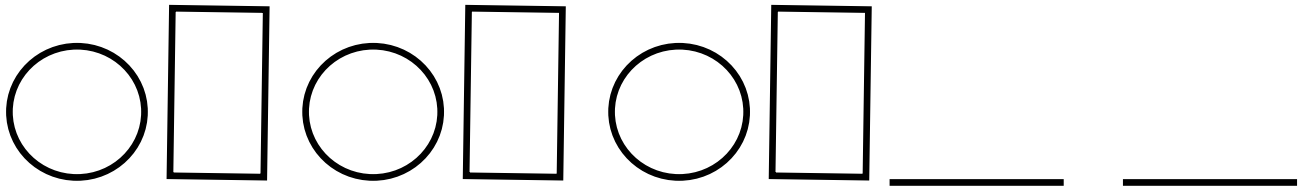


$$\underline{\quad} + \underline{\quad} = \underline{\quad}$$

Patterns with geometric shapes

Kindergarten Simple Math Patterns Worksheet

Complete the patterns:




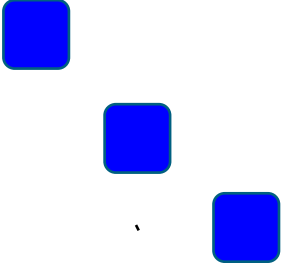




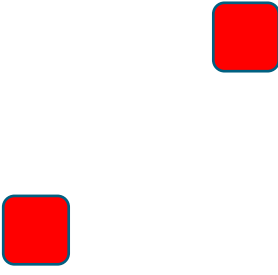
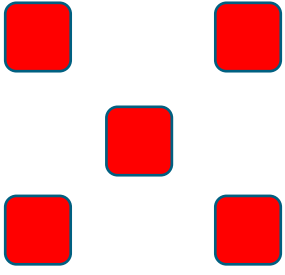
Choose group with most / least objects





Kindergarten More-than-Less-than Worksheet





Circle the group with the most objects.

Cross out the group with the least objects.

			
-----------------------------------------------------------------------------------	-----------------------------------------------------------------------------------	------------------------------------------------------------------------------------	-------------------------------------------------------------------------------------

			
------------------------------------------------------------------------------------	------------------------------------------------------------------------------------	-------------------------------------------------------------------------------------	--------------------------------------------------------------------------------------

			
-------------------------------------------------------------------------------------	-------------------------------------------------------------------------------------	--------------------------------------------------------------------------------------	---------------------------------------------------------------------------------------

			
-------------------------------------------------------------------------------------	-------------------------------------------------------------------------------------	--------------------------------------------------------------------------------------	---------------------------------------------------------------------------------------

Using a ruler to measure height

Kindergarten Measurement Worksheet

Measure the height of each block and write it in the box.

